

**NZC  
ANNUAL REPORT  
2016-2017**



123rd edition



**WE'RE  
CHANGING  
OUR GAME**



# FOR A CHANGING NEW ZEALAND





**FROM PRESERVING THE GAME  
TO GROWING THE GAME  
FROM ELITE  
TO GRASSROOTS  
FROM BEST FOR CLUBS  
TO BEST FOR COMMUNITIES  
FROM SOLELY CRICKET  
TO ENTERTAINMENT & CULTURE  
FROM INWARD  
TO OUTWARD  
FROM ESTABLISHED THINKING  
TO BOLD THINKING  
FROM TRADITIONAL IDEAS  
TO PUSHING BOUNDARIES TOGETHER**

# New Zealand Cricket 2016-2017 Office Bearers

---

## Patron

Her Excellency The Right Honourable  
Dame Patsy Reddy GNZM, QSO  
Governor-General of New Zealand

## President

D A Hockley MNZM

## Chairman

G J Barclay

## Board

G I Allott, G J Barclay, N J Craig ONZM,  
E A Dawson, Sir Richard Hadlee MBE,  
I Cronin-Knight, D A Mackinnon,  
M C Snedden CNZM

## Chief Executive Officer

D J White

## Auditor

Ernst & Young, Chartered Accountants

---

## Bankers

ANZ

## Life Members

Sir John Anderson KBE, M J Brito, D S Currie QSO,  
I W Gallaway QSO MBE, Sir Richard Hadlee MBE,  
A R Isaac CNZM, P F McKelvey CNZM MBE,  
D O Neely MNZM MBE, Hon. B J Paterson  
CNZM OBE QC, J R Reid CNZM OBE,  
Y G Taylor, Sir Allan Wright KBE

## Honorary Cricket Members

J C Alabaster, F J Cameron MBE, R O Collinge,  
B E Congdon OBE, A E Dick, G T Dowling OBE,  
J W Guy, D R Hadlee, B F Hastings,  
V Pollard, B W Sinclair MNZM, J T Sparling

## Statistician

F Payne

## National Code Of Conduct Commissioner

M Heron QC

# Table of Contents

<b>WELCOME</b>	NZC's Vision.....2
	ICC's Vision of Success.....3
	From the Chairman and CEO.....4
	Highlights.....8
<b>1. STRATEGIC HIGHLIGHTS</b>	New Identity.....14
	Women and Cricket .....16
	One Cricket .....20
<b>2. OUR PEOPLE</b>	New Zealand Cricket Awards 2016-2017.....24
	Retirements.....26
	Obituaries .....31
<b>3. PARTICIPATION</b>	Community Cricket Overview.....38
	Community Cricket Awards.....41
<b>4. OUR TEAMS</b>	The Record Makers.....44
	BLACKCAPS Overview.....48
	BLACKCAPS Short Scorecards.....50
	BLACKCAPS Overall Season Statistics.....54
	WHITE FERNS Overview .....56
	WHITE FERNS Short Scorecards.....60
	WHITE FERNS Overall Season Statistics .....63
	Domestic Competitions Points Tables.....66
	Major Association Features.....68
<b>5. OUR PARTNERS</b>	Heart Kids.....76
	Partners.....78
<b>6. OUR FINANCIALS</b>	A Matter of Finance.....82
	Financial Statements.....84
	Independent Auditor's Report .....89
	Board Meeting Attendance .....90

---

## NZC'S VISION

Our ongoing strategic vision:



**CRICKET:  
A GAME FOR ALL  
NEW ZEALAND  
A GAME FOR LIFE**



ALL  
PLAYERS;  
LIFE.

---

## ICC'S VISION OF SUCCESS

As a leading global sport, cricket will captivate and inspire people of every age, gender, background and ability while building bridges between continents, countries and communities.



## From the Chairman and CEO

NZC CEO  
DAVID WHITE

# WELCOME

At this point last year, we were describing the 2015-16 period as one of the most evolutionarily-significant in the history of New Zealand Cricket – as the organisation embarked on a path calculated to make the game more inclusive, more relevant and (not least) more accessible for the generations of players, officials, fans, and volunteers to come.

The 2016-17 year has seen us take that strategic vision, including the four foundation projects at its heart (One Cricket, Women and Cricket, Growing the Game and High Performance Alignment) and start transforming it into tangible progress, ensuring the game we love is best equipped to serve the needs and demands of a changing New Zealand.

You can examine the detail of this progress later in the publication but a synopsis of the report card is encouraging. For the second consecutive year since the World Cup, participation numbers have increased across the board, and people are now playing more “modified” than traditional versions of cricket – a direct result of introducing more flexible and age-appropriate formats.

Current progress on the Women and Cricket initiative has also been reassuring. Participation rates of female players continue to grow at 12% and, most significantly, the numbers of women in governance positions throughout the game have increased markedly – whether at NZC, Major Association or District Association level.

Our Masterbrand review was made necessary by our strategic vision of cricket being a game for all New Zealanders. It promises to achieve much, especially in terms of presenting to the world a unified NZC which seeks to embrace and include, as well as the BLACKCAPS, all the other priorities of our organisation: Community Cricket, Domestic Cricket, and the WHITE FERNS.

Commercially, NZC remains in a healthy state, as evidenced by the number of long-term partners who have agreed to renew their support for cricket. This includes the 17th consecutive year of association with the ANZ Bank, and another significant year of support from Ford, DB Breweries, and Coca-Cola Amatil.

Particularly pleasing has been the thriving, and on-going association with our international broadcasting partner, Pitch International, and with our New Zealand broadcasting partner SKY, the latter of which continues to present our domestic and international game in the best possible light, and provide multi-platform access for viewers.

Perhaps the most influential development for NZC over the reporting period was the re-constitution of the ICC, an initiative which moved the world body away from the previous incarnation colloquially known as the “big three”, in order to bring more fairness and parity to both voting procedures, and to the revenue distribution model for ICC members.

---

**“THE 2016-17 YEAR HAS SEEN US TAKE THAT STRATEGIC VISION...AND START TRANSFORMING IT INTO TANGIBLE PROGRESS.”**



NZC CHAIRMAN  
GREG BARCLAY



While this was good news, particularly for NZC, in that it increases our ICC-sourced revenue in the 2015-2023 period from US\$88m to US\$128m, it will also create some short-term financial challenges as the distributions are not “smoothed” and, as such, will result in less revenue than expected at the start of the period and more at the end.

On the field, it was a testing year for both the BLACKCAPS and WHITE FERNS, with early promise and some wonderful individual performances not translating into success at the two pinnacle international events later in the season – with each team eliminated at the group stage of the ICC Champions Trophy and the ICC Women’s World Cup, respectively.

The BLACKCAPS endured a tough tour of India before returning home to beat the world’s No.1-ranked Test side Pakistan 2-nil. They first lost the Chappell-Hadlee trophy to Australia in a pre-Christmas series before reclaiming it with a 2-nil win at home – after-which they were undefeated against the visiting Bangladeshi side in all three formats.

An enthralling tour from South Africa saw Kane Williamson’s team beaten in the stand-alone T20I, and 3-2 in the ODIs, before rain had a decisive bearing on a Test series the visitors won 1-nil. There were high hopes of a strong Champions Trophy campaign, particularly after the BLACKCAPS won a tri-series against Ireland and Bangladesh in Dublin – but losses to England and Bangladesh, and a wash-out against Australia, put paid to any chance of making the play-offs.

Similarly, for the WHITE FERNS, there was much optimism over their ICC WWC chances, particularly after a build-up period which included a successful tour of South Africa, a 2-1 T20I series win in Australia, and a close 2-1 defeat against the same opponents in the Rose Bowl ODIs in New Zealand.

---

## **“ONE OF THE KEY CONTRIBUTORS TO THE HEALTH OF THE GAME IN NEW ZEALAND IS OUR COMMUNITY PROGRAMME, WHICH CONTINUES TO GO FROM STRENGTH-TO-STRENGTH IN TERMS OF PROVIDING MORE ACCESS FOR PEOPLE OF ALL AGES, AND SOCIO-DEMOGRAPHIC STATUS.”**

Of particular note was Amy Satterthwaite's four consecutive ODI centuries (a mark only equalled previously by Sri Lankan great, Kumar Sangakkara), and Suzie Bates being named ICC's women's player of the year in both ODI and T20 formats.

Against all predictions, however, the WHITE FERNS were unable to reach the semi-finals of the world cup following a washout against South Africa, and losses to Australia, England, and India.

We note the success of the ICC Women's World Cup 2017 in terms of digital reach, crowd attendances, TV viewership numbers and on-field performance, and look forward to the tournament's continued evolution when it comes to New Zealand in 2021.

We also look forward to the hosting of this summer's ICC Under 19 Cricket World Cup, the preparations for which are now well advanced, with matches taking place in Whangarei, Tauranga, Christchurch and Queenstown. The U19 CWC organising team (based

out of NZC's Auckland office) have left no stone unturned in pursuit of a successful tournament.

On the domestic front, it was encouraging to see the Super Smash T20 competition make notable gains against the previous year's competition; an improvement which is hoped to be continued in the approaching summer's programme with the newly-partnered Burger King Super Smash. A feature of this summer's domestic schedule is a significantly expanded playing programme for women.

One of the key contributors to the health of the game in New Zealand is our Community programme, which continues to go from strength-to-strength in terms of providing more access to cricket for people of all ages, and socio-demographic status. The success of new initiatives providing more flexible, and non-traditional formats can be shown in the steady growth of participation numbers.

Closer to home, we'd like to thank the NZC board for overseeing a challenging year in which it not only demonstrated foresight and a progressive frame of mind in terms of continuing to support our four main strategic projects, but also showed responsibility and courage in the face of unexpected and inadvertent financial constraints.

In conclusion, we would again like to point out that cricket is a team game. In that respect, the support and cooperation of key stakeholders such as the MAs and DAs, clubs and schools, New Zealand Cricket Players Association, Sport New Zealand and High Performance Sport New Zealand have tangibly helped us begin the task of transforming our game to the needs of a rapidly changing New Zealand. We thank you all for this support.

Not least, a strong vote of gratitude goes to all the staff at NZC, whose expertise and dedication have helped make the past year one of real progress.

## ICC Team Rankings



BLACKCAPS T20I:

1

BLACKCAPS Test:

4

BLACKCAPS ODI:

5

WHITE FERNS overall:

3



## Growing and Changing



---

# 175,000

cricket participants  
- up 11%

---

# 7,000

new junior players –  
¼ of them female

---

# 4,000

more people playing  
modified cricket than  
traditional 11-a-side


---

# 60

days of home  
international cricket  
delivered across 9 venues

---

## Conversation



**359,538** new fans gained across all NZC social media

**8,400**

new snapchat followers

**2.9m**

views on snapchat

**13.1m**

video views on BLACKCAPS facebook

**325.6%**

increased engagement on WHITE FERNS twitter

**144.7%**

increase in fans on Super Smash instagram

**35,000**

live streams of WHITE FERNS third Rose Bowl ODI v Australia

## Women and Cricket



---

# 15

national women's contracts  
(50% increase)

---

---

# 30

women in governance roles  
across NZ, up from 11

---

---

# 12%

female junior participation up

---

---

# 40%

BLACKCAPS tickets  
purchased by females

---

## Media coverage



---

# 14,146

stories covering the  
BLACKCAPS and  
WHITE FERNS during  
the home summer

---



# STRATEGIC HIGHLIGHTS





# PUSHING THE

# BOUNDARIES

A new way of thinking.

Our vision, 'Cricket: A game for all New Zealanders; a game for life' is a commitment by NZC to adapt to a changing world.

We have embarked on a journey to position NZC as a forward-focused organisation which champions a culture of inclusivity.

Guided by our values, we have transformed our approach and look, to ensure cricket stays relevant and accessible to everyone.

A journey, not a destination, we must keep pushing the boundaries to grow our game.



## Women and Cricket: The Report Card

# CHANGE





# AGENT

The world is awakening to the value, opportunity, and marketability of women's sport.

As trends go, it's been gaining momentum across the globe; a rapidly-growing appreciation that women are not only part of the fan base, they're also the decision makers, change agents, and major players in the industry. They are the mothers who decide which sport their children will play and consume.

In the United States, the New York Yankees baseball team now sell more women's apparel than any other merchandise. In the UK, 50 sports have committed themselves to a Code of Governance initiative in which they undertake to work towards a host of progressive measures for women, including attaining a minimum 30% female representation on boards.

In Australia, the AFL Women's competition has been challenging the TV broadcast ratings of soccer's A-League and Australian women cricketers are now the best remunerated sportswomen in the country.



Cricket is at the forefront of this push for progress. The ICC increased tenfold the prize-money for this year's ICC Women's World Cup and has committed itself to prize-money gender parity within 15 years. Viewership of the tournament tripled from the previous World Cup, while the final was played in front of a sold out crowd at Lord's.

Women cricketers, once starved of playing programmes, now contest the ICC Women's World Championship series in order to qualify for the World Cup. The best ply their trade overseas in T20 competitions such as the Women's Big Bash League (Australia), and the Kia Super League (in England). The standard is improving.

NZC has been a supporter of the drive to not just acknowledge women's cricket, but to celebrate it, build on it and, most significantly, grow it. Our "Women and Cricket" review, completed in late 2016, made a number of recommendations aimed at improving the relationship between cricket and women. All were embraced.

Women's cricket in New Zealand is bouncing back. Where once hardly any women featured in the boardrooms of NZC, the six Major Associations, or the many District Associations, now there is a growing female presence. The NZC Board now includes two women Directors, and a female President, while across all levels the number has increased from 11 to 30.

Participation programmes, designed to attract more girls and women to cricket, are proving effective. Numbers of junior female participants are on the rise, clocking 12% growth over the past year.

Significantly, central contracts for our best women's players have been increased in terms of both numbers and value. Where not long ago, ten WHITE FERNS contracts were awarded annually, ranging in value from \$10,000-\$12,000, now

15 of the country's best women players are offered annual retainers ranging from \$20,000-\$34,000.

Together with match-fees, prizemoney, endorsements and payments for participating in overseas domestic leagues, our best players are now much better remunerated – and this is just a start. NZC remains committed to growing all aspects of the women's game in order to create a progressive environment for the generations of participants to come.

A key part of this new investment in women's cricket involves the resources NZC is using to promote the game. Live streaming of internationals and increased SKY coverage is bringing the WHITE FERNS into homes and businesses around New Zealand. A new marketing push is gaining the team much more exposure and media attention.

With this have come notable gains in terms of public traction. The WHITE FERNS Twitter and Facebook followings have surged; the Instagram account has grown by 92%. SKY TV had an average of 31,000 viewers watching the WHITE FERNS beat Australia at Eden Park last summer.

And there is good reason to want to watch our best women cricketers. The WHITE FERNS captain, Suzie Bates, is regarded as one of the best female players in the world, and was last year named both the ICC's Women's ODI Player of the Year AND the T20 Women's Player of the year – the first time this has happened.

Bates' team-mate Amy Satterthwaite last season became the first woman to score four consecutive ODI centuries, equaling the mark set by Sri Lankan great Kumar Sangakkara. Sophie Devine last summer smashed the fastest century in WBBL history.

These advancements and achievements highlight once more that the future of cricket is inextricably connected to women. In terms of cricket, women are on the move.







**NUMBERS OF JUNIOR  
FEMALE PARTICIPANTS  
ARE ON THE RISE,  
CLOCKING 12% GROWTH  
OVER THE PAST YEAR.**





## One Cricket

In 2016 NZC committed to working with the wider cricket family as part of the 'One Cricket' project to ensure the most effective model for the delivery of community and domestic cricket. This project was one of the key focus areas coming out of our new Strategic Plan and our vision of ensuring 'A game for all New Zealanders; a game for life'. At its heart, this project is about the health of cricket in New Zealand and safeguarding it for generations to come.

An initial update on One Cricket was provided at the 2016 NZC AGM. This update outlined almost a year's worth of data collection, interviews with the cricket family, fans and sports-lovers, and presented insights and analysis from across our game. The update showed we had much to be positive about, with cricket still holding a place in the heart of many New Zealanders. But equally it showed there are numerous opportunities for gain and improvement, and to position cricket as a forward-thinking sport ready for the needs and demands of the players of tomorrow.

Following the AGM, Martin Snedden was appointed as One Cricket Project Lead. Martin was tasked with leading a collaborative process with our associations across New Zealand to strengthen the foundation of our

game. NZC's drive for the project is to ensure that cricket is demonstrably better placed to remain relevant and to thrive into the future as New Zealand; New Zealanders, and our cricket environment undergoes rapid and significant change.

Together with the District and Major Associations, Martin has begun identifying and, in some instances, piloting more efficient, effective and responsive models for the delivery of community cricket, that address the demographic and geographic differences across New Zealand. Some of the key early workstreams focus on continued alignment of efforts and resources, enhanced support systems for community cricket delivery networks, and improved efforts towards reaching out to new participants in local communities.

The objective is to find models which meet the needs of individual communities rather than take a 'one size fits all' approach.

When coupled with the work being undertaken to ensure cricket offers formats and products at all ages and abilities that are fun, fast and exciting, and that celebrate all forms of cricket from the beach to pitch, backyard to the stadium, and from kilikiti to T20, we know we are truly fostering a game for all New Zealanders.





# OUR PEOPLE

## New Zealand Cricket Awards 2016-2017

---

**SIR RICHARD HADLEE MEDAL FOR OVERALL PLAYER OF THE YEAR:**

**Kane Williamson**

---

**ANZ TEST INTERNATIONAL PLAYER OF THE YEAR:**

**Neil Wagner**

---

**ANZ ONE DAY INTERNATIONAL PLAYER OF THE YEAR:**

**Martin Gupthill**

---

**WOMEN'S ANZ ONE DAY INTERNATIONAL PLAYER OF THE YEAR:**

**Amy Satterthwaite**

---

**ANZ TWENTY20 INTERNATIONAL PLAYER OF THE YEAR:**

**Kane Williamson**

---

**WOMEN'S ANZ TWENTY20 INTERNATIONAL PLAYER OF THE YEAR:**

**Suzie Bates**

---

**WINSOR CUP (FIRST-CLASS BOWLING):**

**Neil Wagner**

---

**REDPATH CUP (FIRST-CLASS BATTING):**

**Kane Williamson**

---

**MCDONALD'S SUPER SMASH PLAYER OF THE YEAR:**

**Glenn Phillips**

---

**RUTH MARTIN CUP (DOMESTIC BATTING):**

**Katey Martin**

---

**PHYL BLACKLER CUP (DOMESTIC BOWLING):**

**Leigh Kaspererek**

---

**BERT SUTCLIFFE MEDAL FOR OUTSTANDING SERVICES TO CRICKET:**

**Neil Sulzberger**

## Retirements



# 2015 WOR CUP HERO





## GRANT ELLIOTT

Few players will leave a more lasting imprint on the memory of New Zealand cricket fans than 2015 World Cup hero Grant Elliott.

His match winning six to defeat South Africa in the semi-final at Eden Park highlighted an eventful nine-year international career, which came to an end following the ICC 2016 World T20 in India.

The resourceful Wellington all-rounder finished with five Tests, 83 One Day Internationals and 16 Twenty20 Internationals to his name; along with a plethora of friends in the game.

Elliott continues to ply his trade in various T20 leagues around the world; including the Pakistan Super League where he plays for the Lahore Qalandars, and England's NatWest T20 Blast where he has played for the Birmingham Bears.

Off the park, Elliott continues to inspire New Zealanders through his role as an ANZ Cricket Ambassador and he is frequently asked to speak at corporate and sporting functions up and down the country.

## JEETAN PATEL

After a three-year absence from international cricket, Wellington's Jeetan Patel answered the BLACKCAPS call to return to the Test side on their tour of India in September 2016.

The wily off-spinner proved a safe pair of hands and returned for the New Zealand home summer, featuring in Tests and One Day Internationals against South Africa and Bangladesh, before being selected in the squad for the ICC Champions Trophy.

An old school team-man, Patel brought energy and experience to the BLACKCAPS set-up.

Following the Champions Trophy, he announced his international retirement, having appeared in 24 Tests, 43 ODIs, and 11 T20Is.

Patel continues to be a star performer for Warwickshire in the England domestic leagues, where he's twice been named the most valuable player by England's Professional Cricketers' Association and in 2015 was named one of Wisden's five cricketers of the year.

**AN OLD SCHOOL  
TEAM-MAN, PATEL  
BROUGHT ENERGY  
AND EXPERIENCE  
TO THE BLACKCAPS  
SET-UP.**





## LUKE RONCHI

The resumption of the 2016-17 cricket season saw one of the good guys of world cricket, Luke Ronchi, retire from the international game.

The 36-year-old wicket-keeper was a popular member of the BLACKCAPS squad and earned plenty of respect throughout his New Zealand career, which featured four Tests, 85 One Day Internationals and 32 Twenty20 Internationals.


Known for his signature hitting down the ground, Ronchi averaged 23.67 in ODIs at a strike-rate of 114.50, and 18.89 in T20Is at a strike-rate of 141.33.

BLACKCAPS coach Mike Hesson paid tribute to Ronchi at the time, describing him as the ultimate team man and the epitome of a professional athlete.

"We'll remember Luke fondly for the energy he created in the field and his selfless attitude towards the team," said Hesson.

"Luke was one of the best glovemen going around and I think that's often overlooked in a game increasingly dominated by batting and run-scoring.

We'll miss having him around the group and we wish him well in his future endeavours."



## PETER FULTON

Affectionately known as 'Two-Metre-Peter', Peter Fulton brought the curtain down on his 16 year career at the end of the 2016-17 summer.

A loyal servant of New Zealand Cricket, the Canterbury batsman played 23 Tests, 49 One Day Internationals, 12 Twenty20 Internationals and amassed a number of records in an outstanding domestic career:

- Most capped First-Class cricketer – 121
- Most First-Class runs – 8719
- Most First-Class catches – 128
- Most First-Class matches as captain – 66

"When I was growing up I had dreams of playing for Canterbury and New Zealand, but when I was younger I didn't think I was going to do it.

"I am very proud to have played that many games and experienced so much success with different Canterbury teams throughout my career." – Peter Fulton

Fulton is now involved in coaching in national representative age group cricket, as well as having started his own business in Christchurch.



## Obituaries



### JOHN DERRICK

**Died March 2017, aged 54**

John was a Glamorgan cricketer who spent time as a professional coach in the Bay of Plenty in the late 1980s. While in the Bay he played five Shell Cup games for Northern Districts in the 1986-87 season. Although he took only four wickets, he was the most economical of the ND pace bowlers that season, conceding just over three runs per over.

John played 95 First-Class games and over a hundred limited over games for Glamorgan between 1983 and 1991. He then moved into coaching and coached Glamorgan between 2002 and 2006. He continued to work for Welsh cricket as the National High Performance Director.



### DAVE DONALD

**Died October 2016, aged 83**

After moving from Manawatu to King Country, Dave made his debut for Northern Districts in the 1957-58 season. The following season was a very successful one for the right-handed opening batsman, who scored a century against Canterbury and two half centuries against Wellington.

This form saw him selected for the North Island match against the South Island at the Basin Reserve. Against New Zealand bowlers Motz, Cameron, Leggat, and Moir, he scored 71 and 14; and was run-out in both innings.

He scored a fine 56 against the touring Australian team in 1959-60, which led some to suggest he should be in the New Zealand team.

Dave retired after four seasons in First-Class cricket to pursue a successful business career, leading to his settling in the UK. On retirement from business, he returned to New Zealand in 2011 to live in Tauranga.

Dave played 19 First-Class games for Northern Districts, scoring 827 runs at an average of 22.35. He also took 14 catches.



### MURRAY JACK

**Died December 2016, aged 84**

Murray was a left-arm orthodox spinner who played for Canterbury for three seasons, taking best figures of 5-57. A Life Member of South Canterbury Cricket, he took seven five-wicket bags for the District Association, including figures 6-19 against Southland, and 6-48 against Fiji.

As a coach, and a passionate supporter of women's cricket, Murray guided Timaru Girls' to four national titles and two runners-up trophies between 1995 and 2000. Three of his proteges, Haidee Tiffen, Selina Charteris and Maria Fahey, went on to represent the WHITE FERNS.

## “JOHN WAS COACH OF THE NELSON PRIMARY SCHOOLS’ REP TEAM FROM 1969 TO 1976, A PERIOD DURING WHICH THE SIDE WON THREE SOUTH ISLAND TITLES.”



### KEN SHIPLEY

**Died May 2017, aged 86**

Ken's contribution to Canterbury Country Cricket was significant. One of the founding members, he spent 16 years on the Board, eight as President and also eight as a selector. He himself was a long time playing member of the Greendale Cricket Club, of which he was also President for 26 years.

Ken also made a huge contribution to golf in the Canterbury area. Serving a term as President of the Greendale Golf Club and then becoming a Life Member. He was a member of the Eagles Golf Society and in 2004 was the recipient of Volunteer of the Year at the Canterbury Golf Awards.

Ken was honoured with a Life Membership for the NZ Texel Sheepbreeders Association in 2016.



### JOHN (GOODIE) GOODMAN

**Died February 2017, aged 79**

John, or Goodie as he was affectionately known, was involved in cricket in Nelson for nearly 75 years, from a junior and then senior club player, to a coach, mentor, and an administrator of the highest order, including President of Central Districts in 2013 and 2014, and President of Nelson Cricket from 2006 until his passing.

John was coach of the Nelson Primary Schools' rep team from 1969 to 1976, a period during which the side won three South Island titles. He also coached several school and age-group teams, helping prepare and develop players for higher honours – including three who went on to represent New Zealand: Jock Edwards, Andrew Jones, and Tony Blain.

A former Master in charge of cricket at Nelson College, John was a Rambler Cricket Club committee member from 2006 until his passing, as well as the inaugural Patron of the Athletic Old Boys Cricket Club.



## GRAHAM BURGESS

**Died July 2017, aged 96**

Graham played a major role in shaping, and is regarded as one of the founding fathers of what we know now as the Cornwall Cricket Club.

Patron since 1991, and Life Member, Graham made an immense contribution to the Cornwall club and, through his services to the sport, was awarded a New Zealand Order of Merit in 2001.

After returning from the Second World War, in which he flew as a pilot with the RAF's prestigious 7 squadron, Graham followed his passion for cricket and was integral in the formation of the Onehunga and One Tree Hill Cricket Association, before leading the name change to what is now known as the Cornwall Cricket Club.

This was the first of many thumb prints he would have on Cornwall and cricket in Auckland. Another was the strong hand he played in

getting cricket to Cornwall Park, as the Trust Board looked to replace part of the old Maungakiekie Golf Club with a cricket area.

Graham is also responsible for the club rooms at Cornwall, arguing (against popular opinion at the time) that the small, historic house offered by the Seabrook family would be the perfect addition for the picturesque Cornwall Park.

He also played a pivotal role in introducing limited-over cricket to Auckland, starting with Sunday interclub games at the club, and leading to it becoming widely played in New Zealand. The initiative allowed Cornwall to become something of a pioneer of the format.

Graham will be sorely missed and his legacy will be remembered for generations to come.

---

**“GRAHAM PLAYED A MAJOR ROLE IN SHAPING, AND IS REGARDED AS ONE OF THE FOUNDING FATHERS OF WHAT WE KNOW NOW AS THE CORNWALL CRICKET CLUB.”**





# FAREWELL TO A LEGEND





## SIR JOHN GRAHAM

### Died August 2017, aged 82

Sir John, best known as a rangy All Black loose forward, a New Zealand Rugby President and a respected educationalist, had a vital but often overlooked relationship with cricket, and played an important role in one of the BLACKCAPS' most famous series wins.

A dedicated advocate of the value of all sport, Sir John first sprang into the national consciousness as a rugby player, representing the All Blacks on 53 occasions between 1958 and 1964, including 22 Test matches – three of which were as captain.

He was headmaster at Auckland Grammar between 1973 and 1993; Chancellor of Auckland University between 1999 and 2004, and President of the (then-monikered) NZRFU from 2005-2007.

But it was in 1997 that the man affectionately known as "DJ" was to accept a role that would put him at the heart of one of New Zealand cricket's most celebrated triumphs: the BLACKCAPS' 2-1 series win in England in 1999.

An inspired choice to take over as manager of a troubled New Zealand team, Sir John oversaw the apprenticeship of Stephen

Fleming as captain; complimented perfectly the more earthy style of new coach Steve Rixon, and helped transform a group of individuals into a purposeful and resourceful team.

Fleming's 1999 side rewarded him with historic Test wins at Lord's and The Oval to seal only New Zealand's second series victory in England.

NZC chief executive David White said Sir John had touched many lives and would be greatly missed, not least as an inspiration for young athletes from all backgrounds and walks of life.

"He earned respect by showing respect," said Mr White. "He was a terrifically inclusive man with a genuine social conscience. I think his stance on the 1981 Springbok Tour reflects that.

"Sir John had the Midas Touch; everything he touched seemed to turn to gold, and that was certainly the case with his involvement with New Zealand cricket."

The Patron, and from 1999 until his death a Director on the Board of Auckland Cricket, Sir John was in 2011 knighted for his services to education and sport.



# PARTICIPATION

## Community Cricket



# MORE



# PLAY

The second full season after hosting a World Cup is considered a tough year for a sport. In cricket's case, the increase in playing numbers experienced in 2015 off the back of a successful Cricket World Cup campaign had the potential to dip back to normality last season. It's with great credit to the Major Associations; Districts; Clubs and Schools that cricket was not only able to maintain the Cricket World Cup momentum, but experienced a further significant growth for the second year running. It's clear that cricket still has a place in the New Zealand psyche, from the backyard, the beach and through to the big stage.

The role of community cricket is, in partnership with our deliverers, to promote 'More Play', and to do this successfully we continue to evolve to ensure that our offering meets the expectation of a modern New Zealand.

The Districts and Metros are consistently evolving their cricket offerings to ensure that the 'experience' of the player is fun and relevant to their level of play. With the support of NZC, the modernisation of the game will continue at pace over the next few seasons. Long gone are the days when parents are prepared to let their kids play long games on Saturday afternoons, especially if they aren't guaranteed a bat or a

decent bowl. To demonstrate how the game has evolved, it's worth noting that across the country there are now more cricketers playing in teams with less than 11-a-side than there are with full numbers. And for those playing 11-a-side, there is shift towards T20.

The most pleasing gains in 2016-17 were seen in junior cricket and female cricket. Female cricket still requires a great deal of attention for it to reach its potential, and there is certainly a commitment to make the game more accessible, and to find a pathway within each Association that gives opportunities to female players of all abilities to remain within the women's game.

## A Snapshot of Participant Numbers

---

# 175,000

participants

---

# 11%

growth in  
overall numbers

---

# 12%

growth in female  
participants

---

# 45%

adult cricketers in Auckland  
who consider themselves  
to be of Asian descent

**THERE IS NOW MORE  
MODIFIED CRICKET THAN  
TRADITIONAL CRICKET  
BEING PLAYED NATIONALLY.**

---

## NZC Community Award Winners

**OUR THANKS GO OUT TO THE MANY VOLUNTEERS WHO HELP MAKE COMMUNITY CRICKET POSSIBLE. YOU ARE THE HEART OF OUR GAME AND WE ARE EXTREMELY GRATEFUL FOR YOUR CONTRIBUTION. SOME NOTABLE ACHIEVEMENTS ARE LISTED BELOW.**

**Club of the Year**

Red Star Cricket Club – Wairarapa

**Volunteer of the Year**

Mike McCarthy – Takapuna CC

**Official of the Year**

Kannan Jagannathan –  
Otago Cricket

**Cricket Development Officer of the Year**

David McDonald –  
Poverty Bay Cricket

**Best Female Engagement Strategy**

Bay of Plenty Cricket –  
Rebecca Yee

**Outstanding Contribution and Services to Coaching**

David Berry – Cricket Wanganui

**Outstanding Contribution to Cricket**

Gordon Dry –  
Eastern Suburbs CC, Wellington

**Sir Jack Newman Award**

Tony Edwards –  
Northland Cricket

**Secondary School Boys – Young Cricketer of the Year**

Fraser Sheat –  
Christchurch Boys High

**Secondary School Girls – Young Cricketer of the Year**

Bella James –  
St Hilda's Collegiate (Otago)

**NATIONAL TOURNAMENT WINNERS****National Club Championships**

Eastern Suburbs (Wellington)

**Secondary School Boys 1st XI Cup**

Christchurch Boys High

**Secondary Schools Girls 1st XI Cup**

St Hilda's Collegiate (Otago)

**NZCT Junior Boys**

New Plymouth Boys High School

**National Primary School Cup (Boys)**

Heaton Normal Intermediate  
(Christchurch)

**National Primary School Shield (Girls)**

Heaton Normal Intermediate  
(Christchurch)





# OUR TEAMS

## The Record Makers

### KANE WILLIAMSON

The BLACKCAPS captain had another prolific year with willow in hand, leading the BLACKCAPS batting stats across every format.

The 27-year-old equalled the great Martin Crowe's New Zealand Test centuries record, when he notched his 17th Test hundred in the final game of the home summer against South Africa in Hamilton.

17 Test  
centuries

1,820

season  
runs

3 ICC Test  
batting ranking:

6 ICC ODI  
batting ranking:

3 ICC T20I  
batting ranking:



## ROSS TAYLOR

The BLACKCAPS senior statesman continued his climb up the New Zealand Cricket batting charts in the 2016-17 summer.

Against South Africa in Christchurch, the 33-year-old raised his 17th ODI century to pass Nathan Astle atop the ODI centuries ladder.

On the same day he also became the fastest New Zealand batsman to reach 6,000 ODI runs.

---

**17** ODI centuries

---

---

**6,000** ODI runs from 166 innings

---



## SUZIE BATES

The WHITE FERNS captain made world history in December when she was named the ICC ODI and T20I Player of the Year for 2016, becoming the first player, male or female, to win both awards in the same year.

Bates also led from the front at the ICC Women's World Cup and captained her Otago Blaze to T20 glory in the women's domestic competition.



---

# 242

World Cup  
runs

---

# 80.66

World Cup  
average

---

# 51.80

ODI season  
average

---

## AMY SATTERTHWAITE

It was a record breaking summer for the WHITE FERNS Mrs Consistent.

The elegant left-hander became just the second player in history to score four consecutive ODI centuries, joining the illustrious company of Sri Lankan great Kumar Sangakkara.

Satterthwaite would plunder 1,133 ODI runs for the season at an incredible average of 94.41, winning her the Women's ANZ ODI Player of the Year award.

---

# 4

consecutive  
ODI centuries

---

# 1,113

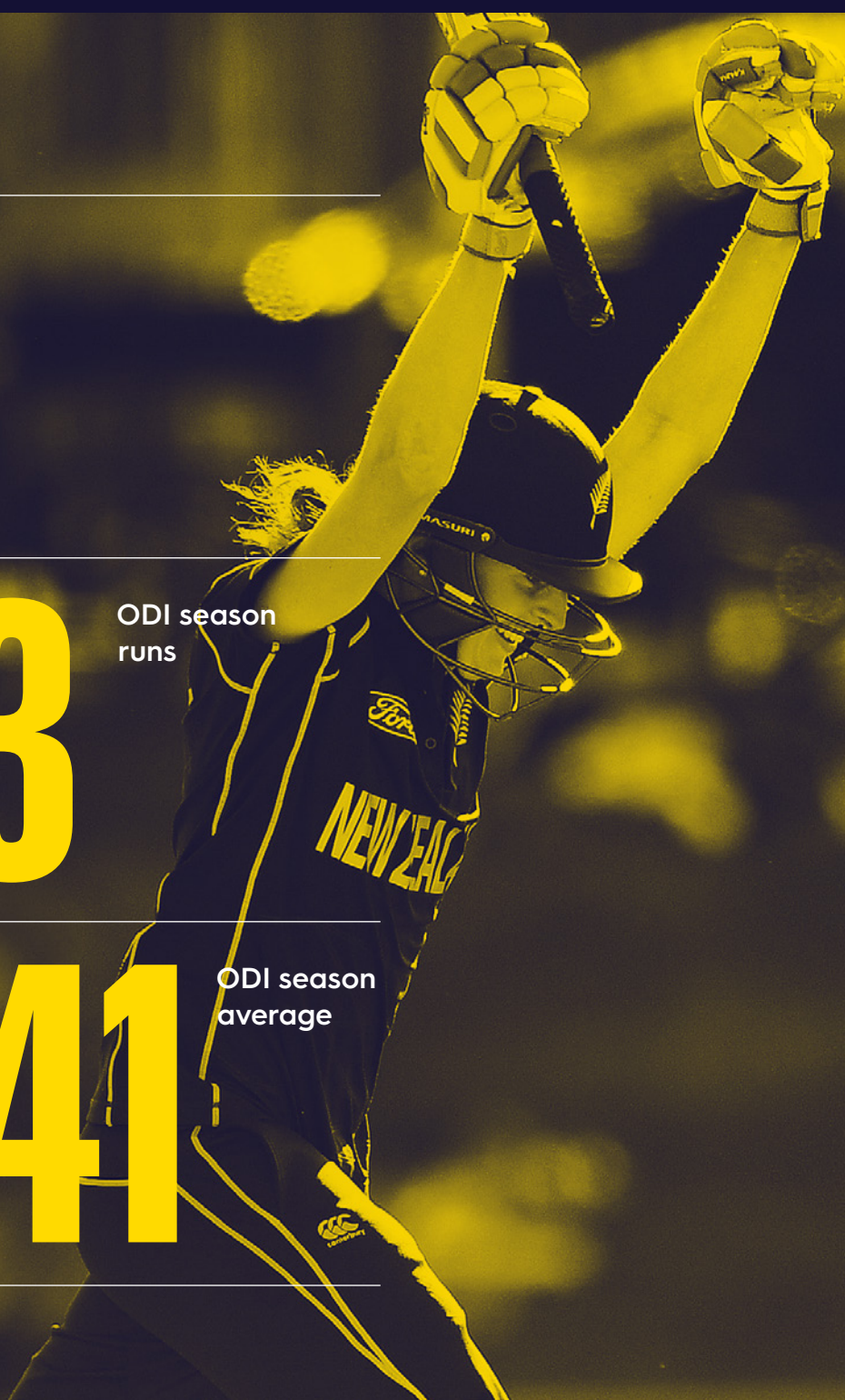
ODI season  
runs

---

# 94.41

---

ODI season  
average





# BLACKCA

The new reign of captain Kane Williamson started with one of the more daunting challenges a touring team can experience, a full tour to the cricketing Mecca of India.

It was all the world number one hosts in the three match Test series, but the BLACKCAPS showed plenty of character to come back twice in the ANZ One Day Internationals and force a deciding game five.

The team returned home to face a new world number one in Test cricket in Pakistan. Williamson's men claimed a convincing win in the opening Test after Colin de Grandhomme starred, recording the best figures by a New Zealander on Test debut.

The second and final Test in Hamilton would prove one for the history books. Four and a half days of sea-saw cricket and a bit of rain, ended with the BLACKCAPS claiming a world record nine wickets in the final session of day five to clinch a memorable victory.

A three-nil defeat away to Australia in the Chappell-Hadlee Trophy series would be followed by the BLACKCAPS completing 12 straight victories on home soil, starting with a clean-sweep of Bangladesh across three formats.

Australia would return for a Chappell-Hadlee replay and after an epic finish in game one at Eden Park, the BLACKCAPS would win back the coveted Trans-Tasman trophy with another pulsating victory in Hamilton.

The main course of the home summer was always going to be the full tour by the highly vaunted South Africans.

AB de Villiers' men laid down the early marker in the sole T20 in Auckland, but a thrilling ODI series would feature plenty of tight finishes and an innings for the ages by opener Martin Guptill in game four.

The Proteas claimed the final ODI and the series, before moving onto the three match Test series.

Thrust and counter-thrust in Dunedin would result in a drawn first Test and while South Africa would charge to victory in the second, the BLACKCAPS were odds on to draw the series level, before rain on day five scarpered their charge to victory in the third.

The BLACKCAPS broke new ground in May by taking part in an ODI Tri Series with Ireland and Bangladesh in Dublin.

The Tom Latham-led side sealed the trophy with a game to spare in a useful hit out before the ICC Champions Trophy.

The BLACKCAPS final act of 2016-17 would be a frustrating exit in the pool-play of the Champions Trophy in England and Wales

Rain ruined their push for victory against Australia in the opening game, before losses to hosts England and Bangladesh sealed their fate.

# PS

---

**A DOMINANT START  
TO THE HOME SUMMER,  
SOME TRULY STIFF  
CHALLENGES AWAY FROM  
HOME, AND A HIGH-  
QUALITY SERIES AGAINST  
SOUTH AFRICA TO FINISH -  
THAT WAS THE BLACKCAPS  
CRICKETING YEAR  
IN A NUTSHELL.**

# Short Scorecards

September - October 2016

## BLACKCAPS TOUR OF INDIA

### TESTS

#### 1st Test, Kanpur: Lost by 197 runs

India 318  
(Murali Vijay 65, Trent Boult 3-67,  
Mitchell Santner 3-94)

and 377-5 declared  
(Cheteshwar Pujara 78, Murali Vijay  
76, Mitchell Santner 2-79)

BLACKCAPS 262  
(Kane Williamson 75, Tom Latham  
58, Ravindra Jadeja 5-73)

and 236  
(Luke Ronchi 80, Mitchell Santner  
71, Ravichandran Ashwin 6-132)

#### 2nd Test, Kolkata: Lost by 178 runs

India 316  
(Cheteshwar Pujara 87, Ajinka  
Rahane 77, Matt Henry 3-46)

and 263  
(Rohit Sharma 82, Matt Henry  
3-59, Mitchell Santner 3-60)

BLACKCAPS 204  
(Jeetan Patel 47, Ross Taylor 36,  
Bhuvneshwar Kumar 5-48)

and 197  
(Tom Latham 74, Luke Ronchi  
32, Ravindra Jadeja 3-41)

#### 3rd Test, Indore: Lost by 321 runs

India 557-5 declared  
(Virat Kohli 211, Ajinka Rahane  
188, Trent Boult 2-113)

and 216-3 declared  
(Cheteshwar Pujara 101\*, Jeetan Patel 2-56)

BLACKCAPS 299  
(Martin Gupthill 72, Jimmy Neesham  
71, Ravichandran Ashwin 6-81)

and 153  
(Ross Taylor 32, Ravichandran Ashwin 7-59)

### ONE DAY INTERNATIONALS

#### 1st ODI, Dharamsala: Lost by 6 wickets

BLACKCAPS 190 off 43.5 overs  
(Tom Latham 79, Tim Southee  
55, Hardik Pandya 3-31)

India 194-4 off 33.1 overs  
(Virat Kohli 85, Ajinka Rahane 33)

#### 2nd ODI, Delhi: Won by 6 runs

BLACKCAPS 242-9  
(Kane Williamson 118, Tom Latham  
46, Amit Mishra 3-60)

India 236 off 49.3 overs  
(Kedar Jadhav 41, MS Dhoni  
39, Tim Southee 3-52)

#### 3rd ODI, Mohali: Lost by 7 wickets

BLACKCAPS 285 off 49.4 overs  
(Tom Latham 61, Jimmy Neesham  
57, Kedar Jadhav 3-29)

India 289-3 off 48.2 overs  
(Virat Kohli 154\*, MS Dhoni  
80, Matt Henry 2-56)

#### 4th ODI, Ranchi: Won by 19 runs

BLACKCAPS 260-7  
(Martin Gupthill 72, Kane Williamson  
41, Amit Mishra 2-42)

India 241 off 48.4 overs  
(Ajinka Rahane 57, Tim Southee  
3-40, Jimmy Neesham 2-38)

#### 5th ODI, Visakhapatnam: Lost by 190 runs

India 269-6  
(Rohit Sharma 70, Virat Kohli  
65, Trent Boult 2-52)

BLACKCAPS 79 off 23.1 overs  
(Kane Williamson 27, Amit Mishra 5-18)

November 2016

## ANZ INTERNATIONAL SERIES v PAKISTAN

### TESTS

#### 1st Test, Christchurch: Won by 8 wickets

Pakistan 133  
(Misbah ul-Haq 31, Colin de  
Grandhomme 6-41)

and 171  
(Sohail Khan 40, Neil Wagner 3-34)

BLACKCAPS 200  
(Jeet Raval 55, Henry Nicholls  
30, Rahat Ali 4-62)

and 108-2  
(Kane Williamson 61, Jeet Raval 36\*)

#### 2nd Test, Hamilton: Won by 138 runs

BLACKCAPS 271  
(Jeet Raval 55, BJ Watling 49\*,  
Sohail Khan 4-99)

and 313-5 declared  
(Ross Taylor 102\*, Tom Latham 80)

Pakistan 216  
(Babar Azam 90, Tim Southee 6-80)

and 230  
(Sami Aslam 91, Azhar Ali 58,  
Neil Wagner 3-57)

## December 2016

CHAPPELL-HADLEE SERIES,  
AUSTRALIA

## ONE DAY INTERNATIONALS

**1st ODI, Sydney: Lost by 68 runs**

Australia 324-8  
(Steve Smith 164, Travis Head 52, Trent Boult 2-51)

BLACKCAPS 256 off 44.2 overs  
(Martin Guptill 114, Colin Munro 49, Josh Hazlewood 3-49)

**2nd ODI, Canberra: Lost by 116 runs**

Australia 378-5  
(David Warner 119, Mitch Marsh 76\*, Tim Southee 2-63)

BLACKCAPS 262 off 47.2 overs  
(Kane Williamson 81, Jimmy Neesham 74, Pat Cummins 4-41)

**3rd ODI, Melbourne:  
Lost by 117 runs**

Australia 264-8  
(David Warner 156, Travis Head 37, Trent Boult 3-49)

BLACKCAPS 147 off 36.1 overs  
(Martin Guptill 34, Mitchell Starc 3-34)

## December 2016 - January 2017

## ANZ INTERNATIONAL SERIES v BANGLADESH

## ONE DAY INTERNATIONALS

**1st ODI, Christchurch:  
Won by 77 runs**

BLACKCAPS 341-7  
(Tom Latham 137, Colin Munro 87, Shakib Al Hasan 3-69)

Bangladesh 264 off 44.5 overs  
(Shakib Al Hasan 59, Mosaddek Hossain 50\*, Jimmy Neesham 3-36)

**2nd ODI, Nelson: Won by 67 runs**

BLACKCAPS 251 off 50 overs  
(Neil Broom 109, Mashrafe Mortaza 3-49)

**Bangladesh 184 off 42.4**  
(Imrul Kayes 59, Sabbir Rahman 38, Kane Williamson 3-22)

**3rd ODI, Nelson: Won by 8 wickets**

Bangladesh 236-9  
(Tamim Iqbal 59, Imrul Kayes 44, Mitchell Santner 2-38)

BLACKCAPS 239-2 off 41.2 overs  
(Neil Broom 97, Kane Williamson 95\*, Mustafizur Rahman 2-32)

## TWENTY20 INTERNATIONALS

**1st T20I, Napier: Won by 6 wickets**

Bangladesh 141-8  
(Mahmudullah 52, Lockie Ferguson 3-32)

BLACKCAPS 143-4 off 18 overs  
(Kane Williamson 73\*, Colin de Grandhomme 41\*)

**2nd T20I, Mount Maunganui:  
Won by 47 runs**

BLACKCAPS 195-7  
(Colin Munro 101, Tom Bruce 59\*, Rubel Hossain 3-37)

Bangladesh 148 off 18.1 overs  
(Sabbir Rahman 48, Lockie Ferguson 3-32)

**3rd T20I, Mount Maunganui:  
Won by 27 runs**

BLACKCAPS 194-4  
(Corey Anderson 94\*, Kane Williamson 60, Rubel Hossain 3-30)

Bangladesh 167-6  
(Soumya Sarkar 42, Shakib Al Hasan 41, Ish Sodhi 2-22)

## TESTS

**1st Test, Wellington:  
Won by 7 wickets**

Bangladesh 595-8 declared  
(Shakib Al Hasan 217, Mushfiqur Rahim 159, Neil Wagner 4-151)

and 160  
(Sabbir Rahman 50, Trent Boult 3-53)

BLACKCAPS 539  
(Tom Latham 177, Mitchell Santner 73, Henry Nicholls 53, Kamrul Islam 3-87)

and 217-3  
(Kane Williamson 104\*, Ross Taylor 60)

**2nd Test, Christchurch:  
Won by 9 wickets**

Bangladesh 289  
(Soumya Sarkar 86, Shakib Al Hasan 59, Tim Southee 5-94, Trent Boult 4-87)

and 173  
(Mahmudullah 38, Neil Wagner 3-44, Tim Southee 3-48)

BLACKCAPS 354  
(Henry Nicholls 98, Ross Taylor 77, Tom Latham 68, Henry Nicholls 53, Shakib Al Hasan 4-50)

and 111-1  
(Tom Latham 41\*, Colin de Grandhomme 33\*)

## January - February 2017

ANZ INTERNATIONAL  
CHAPPELL-HADLEE SERIES

## ONE DAY INTERNATIONALS

## 1st ODI, Auckland: Won by 6 runs

BLACKCAPS 286-9  
(Neil Broom 73, Martin Guptill 61, Marcus Stoinis 3-49)

Australia 280 off 47 overs  
(Marcus Stoinis 146\*, Mitchell Santner 3-44)

2nd ODI, Napier: Match  
abandoned

## 3rd ODI, Hamilton: Won by 24 runs

BLACKCAPS 281-9  
(Ross Taylor 107, Dean Brownlie 63, Mitchell Starc 3-62)

Australia 257 off 47 overs  
(Aaron Finch 56, Travis Head 53, Trent Boult 6-33)

## February - March 2017

## ANZ INTERNATIONAL SERIES v SOUTH AFRICA

## TWENTY20 INTERNATIONALS

## T20I, Auckland: Lost by 78 runs

South Africa 185-6  
(Hashim Amla 62, Faf du Plessis 36, Trent Boult 2-8)

BLACKCAPS 107 off 14.5 overs  
(Tom Bruce 33, Tim Southee 20, Imran Tahir 5-24)

## ONE DAY INTERNATIONALS

## 1st ODI, Hamilton: Lost by 4 wickets

BLACKCAPS 207-7 off 34 overs  
(Kane Williamson 59, Colin de Grandhomme 34\*, Kagiso Rabada 3-31)

South Africa 210-6  
(Quinton de Kock 69, Hashim Amla 35, Tim Southee 2-47)

2nd ODI, Christchurch:  
Won by 6 runs

BLACKCAPS 289-4  
(Ross Taylor 102\*, Jimmy Neesham 71, Kane Williamson 69)

South Africa 283 off 50 overs  
(Quinton de Kock 57, Dwaine Pretorius 50, Trent Boult 3-63)

3rd ODI, Wellington:  
Lost by 159 runs

South Africa 271-8  
(AB de Villiers 86, Quinton de Kock 68, Colin de Grandhomme 2-40)

BLACKCAPS 112 off 32.2 overs  
(Colin de Grandhomme 34, Dwaine Pretorius 3-5)

4th ODI, Hamilton:  
Won by 7 wickets

South Africa 279-8  
(AB de Villiers 72, Faf du Plessis 67, Jeetan Patel 2-57)

BLACKCAPS 280-3 off 45 overs  
(Martin Guptill 180\*, Ross Taylor 66, Imran Tahir 2-56)

5th ODI, Auckland:  
Lost by 6 wickets

BLACKCAPS 149 off 41.1 overs  
(Colin de Grandhomme 32, Kagiso Rabada 3-25, Imran Tahir 2-14)

South Africa 150-4 off 32.2 overs  
(Faf du Plessis 51, David Miller 45\*, Jeetan Patel 2-26)

## TESTS

## 1st Test, Dunedin: Match drawn

South Africa 308  
(Dean Elgar 140, Temba Bavuma 64, Trent Boult 4-64)

and 224-6 declared  
(Dean Elgar 89, Faf du Plessis, Neil Wagner 2-57)

BLACKCAPS 341  
(Kane Williamson 130, Jeet Raval 52, Keshav Maharaj 5-94)

2nd Test, Wellington:  
Lost by 8 wickets

BLACKCAPS 268  
(Henry Nicholls 118, Jeet Raval 36, JP Duminy 4-47)

And 171  
(Jeet Raval 80, BJ Watling, Keshav Maharaj 6-40)

South Africa 359  
(Quinton de Kock 91, Temba Bavuma 89, Colin de Grandhomme 3-52)

and 83-2  
(Hashim Amla 38\*, Tim Southee 1-17)

## 3rd Test, Hamilton: Match drawn

South Africa 359  
(Quinton de Kock 90, Faf du Plessis, Matt Henry 4-93)

And 80-5  
(Hashim Amla 19, Jeetan Patel 2-22)

BLACKCAPS 489  
(Kane Williamson 176, Jeet Raval 88, Morne Morkel 4-100)



## May 2017

## TRI SERIES IN IRELAND

## ONE DAY INTERNATIONALS

**1st Match, BLACKCAPS v Ireland, Dublin: Won by 51 runs**

BLACKCAPS 289-7  
(Neil Broom 79, Ross Taylor 52, George Worker 50, James Neesham 30)

Ireland 238 all out off 45.3 overs  
(Niall O'Brien 109, Andy Balbirnie 36, Mitchell Santner 5-50, Scott Kugeleijn 3-41)

**2nd Match, BLACKCAPS v Bangladesh, Dublin: Won by 4 wickets**

Bangladesh 257-9  
(Soumya Sarkar 61, Mushfiqur Rahim 55, Mahmudullah 51, Hamish Bennett 3-31, Ish Sodhi 2-40)

BLACKCAPS 258-6 off 47.3 overs  
(Tom Latham 54, James Neesham 52, Neil Broom 48, Mustafizur Rahman 2-33)

**3rd Match, BLACKCAPS v Ireland, Dublin: Won by 190 runs**

BLACKCAPS 344-6  
(Tom Latham 104, Ross Taylor 57, Colin Munro 44, Neil Broom 38, Luke Ronchi 35)

Ireland 154 all out off 39.3 overs  
(William Porterfield 48, Gary Wilson 30, Matt Henry 3-36, Corey Anderson 2-15)

**4th Match, BLACKCAPS v Bangladesh, Dublin: Lost by 5 wickets**

BLACKCAPS 270-8  
(Tom Latham 84, Neil Broom 63, Ross Taylor 60)

Bangladesh 271-5 off 48.2 overs  
(Tamim Iqbal 65, Sabbir Rahman 65, Mahmudullah 46\*, Mushfiqur Rahim 45\*, Jeetan Patel 2-55)

## June 2017

## ICC CHAMPIONS TROPHY 2017, UK

## ONE DAY INTERNATIONALS

**1st Group Match, BLACKCAPS v Australia, Birmingham: No Result**

BLACKCAPS 291 all out off 45 overs (rain reduced)

(Kane Williamson 100, Luke Ronchi 65, Ross Taylor 46, Josh Hazlewood 6-52)

Australia 53-3 off 9 overs  
(Adam Milne 2-9)

**2nd Group Match, BLACKCAPS v England, Cardiff: Lost by 87 runs**

England 310 all out off 49.3 overs  
(Joe Root 64, Jos Buttler 61\*, Alex Hales 56, Ben Stokes 48, Corey Anderson 3-55, Adam Milne 3-79, Tim Southee 2-44)

BLACKCAPS 223 all out off 44.3 overs  
(Kane Williamson 87, Ross Taylor 39, Martin Gupfill 27, Liam Plunkett 4-55)

**3rd Group Match, BLACKCAPS v Bangladesh, Cardiff: Lost by 5 wickets**

BLACKCAPS 265-8  
(Ross Taylor 63, Kane Williamson 57, Martin Gupfill 33, Mosaddek Hossain 3-13)

Bangladesh 268-5 off 47.5 overs  
(Shakib Al Hasan 114, Mahmudullah 102\*, Tim Southee 3-45)

## BLACKCAPS Overall Season Statistics

### TESTS

BATTING	RUNS	MATCHES	AVE
K.S.Williamson	723	9	51.64
T.W.M.Latham	660	10	38.82
J.A.Raval	493	7	44.81
L.R.P.L.Taylor	431	8	39.18
H.M.Nicholls	386	8	35.09

BOWLING	WICKETS	MATCHES	AVE
N.Wagner	36	9	28.33
T.A.Boult	32	7	25.93
T.G.Southee	27	5	24.51
C.de Grandhomme	16	6	25.56
M.J.Santner	16	8	49.00

### ONE DAY INTERNATIONALS

BATTING	RUNS	MATCHES	AVE	SR
K.S.Williamson	939	21	46.95	84
L.R.P.L.Taylor	779	19	45.82	78
T.W.M.Latham	707	20	37.21	85
M.J.Guptill	656	17	43.73	102
N.T.Broom	602	15	43.00	90

BOWLING	WICKETS	MATCHES	AVE	RPO
T.A.Boult	31	19	30.29	5.31
M.J.Santner	29	25	33.34	4.47
T.G.Southee	25	20	39.92	5.46
J.D.S.Neesham	14	22	43.28	6.65
M.J.Henry	10	7	41.00	6.27
I.S.Sodhi	10	8	35.60	5.34

## TWENTY20 INTERNATIONALS

BATTING	RUNS	MATCHES	AVE	SR
K.S.Williamson	158	4	52.66	114
C.J.Anderson	117	4	39.00	172
T.C.Bruce	104	4	34.66	131
C.Munro	101	4	25.25	168
C.de Grandhomme	62	4	31.00	182
BOWLING	WICKETS	MATCHES	AVE	RPO
I.S.Sodhi	5	2	11.60	7.25
T.A.Boult	5	3	16.80	7.63
B.M.Wheeler	5	4	23.20	8.18
L.H.Ferguson	3	1	10.66	8.00
C.de Grandhomme	3	4	27.33	8.20
K.S.Williamson	3	4	8.33	4.16
M.J.Santner	3	4	37.00	7.40



# WHITE FERNS





## THE WHITE FERNS ROAD TO THE ICC WOMEN'S WORLD CUP 2017 STARTED IN LATE SEPTEMBER 2016, WITH A COMPETITIVE SEVEN GAME ONE DAY INTERNATIONAL SERIES IN SOUTH AFRICA.

Suzie Bates' side prevailed five-two in an entertaining series which saw Amy Satterthwaite named Player of the Series for her 344-run aggregate and 11 wickets with the ball.

More World Cup qualification points were on the line in November as Pakistan toured for a series which would introduce the world to 16-year-old leg spinning sensation Amelia Kerr.

The WHITE FERNS swept the tourists in five One Day Internationals and a Twenty20 International match as Amy Satterthwaite continued her rich run of form, notching back-to-back centuries as she set up a bumper summer with the bat.

The end of summer would see two enthralling series fought home and away against Australia.

The WHITE FERNS would create history across the Tasman, coming from a game down to defeat the hosts 2-1 in a T20I series which featured an Anna Peterson hat-trick and saw Australia bowled out for their lowest T20I total in the decisive match at the Adelaide Oval.

The end of the home summer saw the WHITE FERNS go right to the brink of breaking their drought against our old rivals in the Rose Bowl.

Amy Satterthwaite joined Kumar Sangakkara as the only players to score four consecutive ODI hundreds – a feat that helped the WHITE FERNS claim a memorable opening victory in front of a strong crowd in the SKY televised match at the Eden Park Outer Oval.

Unfortunately, games two and three would go to Australia, although they didn't come easy via two tense run chases at Bay Oval in Mount Manganui.



ICC Women's World Cup 2017

# SHINING LIG



DLESTON

46

HTS

The ICC Women's World Cup 2017 was a watershed tournament for women's cricket. However, despite it promising so much for the WHITE FERNS, it would sadly end in disappointment.

The Haidee Tiffen-coached side possessed a promising mix of talented youth and solid experience, however, losses to the world champion Australians and eventual finalists England and India, would see the team bow out in pool play.

The shining lights for the side were undoubtedly the young-guns.

16-year-old Wellington leg spinner Amelia Kerr would finish inside the top 10 tournament wicket takers, alongside Leigh Kasparek, who continued to bamboozle batswomen with her skillful off-breaks.

Kerr would also be named in cricket website ESPN Cricinfo's World Cup tournament team.

Palmerston North pace bowler Hannah Rowe also announced herself onto the world stage with a couple of breakout performances.

The 20-year-old was named Player of the Match for her three-wicket haul against Pakistan and would force her way into the eleven for the crucial final pool game against India, where she was again a standout performer, claiming figures of two for 30.

# Short Scorecards

October 2016

## WHITE FERNS TOUR OF SOUTH AFRICA

### ONE DAY INTERNATIONALS

#### 1st ODI, Kimberley: Won by 12 runs

WHITE FERNS 127 all out off 40.1 overs

(Erin Bermingham 33, Sam Curtis 22, Ayabonga Khaka 3-27, Marizanne Kapp 2-13)

South Africa 115 all out off 42.2 overs

(Dane van Niekerk 37, Laura Wolvaardt 33, Amy Satterthwaite 4-13, Lea Tahuu 3-41, Erin Bermingham 2-17, Morna Neilsen 0-9 off 10 overs)

#### 2nd ODI, Kimberley: Lost by 4 wickets

WHITE FERNS 222-8

(Suzie Bates 66, Amy Satterthwaite 47, Rachel Priest 31, Marizanne Kapp 3-41)

South Africa 226-6 off 49.1 overs

(Mignon du Preez 80, Lizelle Lee 42, Morna Neilsen 5-39)

#### 3rd ODI, Kimberley: Won by 9 wickets

South Africa 188-9

(Dane van Niekerk 78\*, Lizelle Lee 36, Holly Huddleston 5-25, Morna Nielsen 2-36)

WHITE FERNS 190-1 off 33.1 overs

(Amy Satterthwaite 89\*, Suzie Bates 82\*)

#### 4th ODI, Paarl: Won by 8 wickets

South Africa 194 all out off 49 overs

(Dane van Niekerk 48\*, Dinesha Devnarain 42, Amy Satterthwaite 3-33, Hannah Rowe 2-27)

WHITE FERNS 196-2 off 28.2 overs

(Rachel Priest 86, Amy Satterthwaite 81\*)

#### 5th ODI, Paarl: Won by 95 runs

WHITE FERNS 208-8

(Natalie Dodd 52, Amy Satterthwaite 42, Sam Curtis 42\*, Ayabonga Khaka 2-30)

South Africa 113 all out off 35.5 overs

(Mignon du Preez 62, Suzie Bates 3-17, Erin Bermingham 3-28)

#### 6th ODI, Paarl: Lost by 5 wickets

WHITE FERNS 130 all out off 33.3 overs

(Katey Martin 65\*, Masabata Klaas 3-32)

South Africa 131-5 off 37.1 overs

(Mignon du Preez 44, Dane van Niekerk 36\*, Holly Huddleston 2-13)

#### 7th ODI, Paarl: Won by 126 runs

WHITE FERNS 273-7

(Katey Martin 81, Amy Satterthwaite 53, Maddy Green 46)

South Africa 147 all out off 45.5 overs

(Erin Bermingham 3-18, Amy Satterthwaite 2-15)

## November 2016

## HOME SERIES v PAKISTAN

## ONE DAY INTERNATIONALS

**1st ODI, Lincoln: Won by 8 wickets**

Pakistan 156 all out off 49 overs

(Nain Abidi 49, Asmavia Iqbal 49\*, Lea Tahuhu 3-37, Morna Neilsen 2-27)

WHITE FERNS 157-2 off 23 overs

(Suzie Bates 64, Sam Curtis 55\*)

**2nd ODI, Lincoln: Won by 60 runs on DLS**

WHITE FERNS 309-4

(Amy Satterthwaite 137\*, Katey Martin 65, Sophie Devine 34)

Pakistan 142-4 off 34.2 overs

(Nain Abidi 45, Nahida Khan 33, Suzie Bates 2-21)

**3rd ODI, Lincoln: Won by 8 wickets**

Pakistan 263-6

(Bismah Maroof 91\*, Javeria Khan 73, Amy Satterthwaite 2-65)

WHITE FERNS 267-2 off 44.2 overs

(Amy Satterthwaite 115\*, Suzie Bates 74, Katey Martin 50\*, Sana Mir 2-43)

**4th ODI, Nelson: Won by 7 wickets**

Pakistan 158 all out off 48.1 overs

(Ayesha Zafar 52, Sana Mir 31, Holly Huddleston 4-20, Lea Tahuhu 2-29)

WHITE FERNS 162-3 off 22.3 overs

(Suzie Bates 66, Sophie Devine 54)

**5th ODI, Nelson: Won by 5 wickets**

Pakistan 220 all out off 49.5 overs

(Ayesha Zafar 50, Javeria Khan, Thamsyn Newton 5-31, Amelia Kerr 4-42)

WHITE FERNS 223-5 off 38.3 overs

(Amy Satterthwaite 123, Sadia Yousuf 3-49)

## TWENTY20 INTERNATIONALS

**Only Twenty20, Nelson: Won by 14 runs**

WHITE FERNS 118-9

(Liz Perry 26, Katey Martin 19, Sana Mir 2-18)

Pakistan 104 all out off 20 overs

(Aliya Riaz 28\*, Amelia Kerr 3-16, Lea Tahuhu 3-17, Thamsyn Newton 2-25)

## February 2017

## AWAY SERIES v AUSTRALIA

## TWENTY20 INTERNATIONALS

**1st T20I, Melbourne: Lost by 40 runs**

Australia 151-4

(Elyse Villani 73\*, Meg Lanning 60)

WHITE FERNS 111-8

(Amy Satterthwaite 40\*, Suzie Bates 26, Amanda-Jade Wellington 3-15)

**2nd T20I, Geelong: Won by 8 runs on DLS**

WHITE FERNS 101-9

(Suzie Bates 30, Rachel Priest 20, Molly Strano 5-10)

Australia 61-9 off 13 overs

(Anna Peterson 3-2, Holly Huddleston 2-19)

**3rd T20I, Adelaide: Won by 47 runs**

WHITE FERNS 113-8

(Suzie Bates 31, Amanda-Jade Wellington 4-16)

Australia 66 all out off 16 overs

(Alex Blackwell 30, Holly Huddleston 2-9, Lea Tahuhu 2-13, Amelia Kerr 2-16)

## February - March 2017

## HOME SERIES v AUSTRALIA

## ONE DAY INTERNATIONALS

**1st ODI, Auckland: Won by 5 wickets**

Australia 275 all out off 48.4 overs

(Beth Mooney 100, Rachael Haynes 50, Elyse Villani 50, Lea Tahuhi 4-59, Holly Huddlestone 3-46, Suzie Bates 2-44)

WHITE FERNS 276-5 off 49.1 overs

(Amy Satterthwaite 102\*, Suzie Bates 55, Katey Martin 43, Katie Perkins 29\*)

**2nd ODI, Mount Maunganui: Lost by 4 wickets**

WHITE FERNS 253-8

(Amy Satterthwaite 85, Katey Martin 43, Katie Perkins 38, Suzie Bates 35, Amanda-Jade Wellington 3-52)

Australia 256-6 off 47.2 overs

(Alex Blackwell 65, Beth Mooney 57, Meg Lanning 44, Amelia Kerr 4-54)

**3rd ODI, Mount Maunganui: Lost by 5 wickets**

WHITE FERNS 270-9

(Rachel Priest 77, Katey Martin, 77, Katie Perkins 34, Jess Jonassen 3-47, Ashleigh Gardner 3-56)

Australia 273-5 off 49.2 overs

(Meg Lanning 104\*, Beth Mooney 69, Elyse Villani 37, Lea Tahuhi 3-67)

## June - July 2017

## ICC WOMEN'S CRICKET WORLD CUP 2017

## ONE DAY INTERNATIONALS

**1st Group Match, WHITE FERNS v Sri Lanka, Bristol: Won by 9 wickets**

Sri Lanka 188-9

(Chamari Atapattu 53, Chamari Polgampola 49, Holly Huddlestone 5-35)

WHITE FERNS 189-1 off 37.2 overs

(Suzie Bates 106\*, Amy Satterthwaite 78\*)

**2nd Group Match, WHITE FERNS v South Africa, Derby: Match Abandoned****3rd Group Match, WHITE FERNS v Australia, Bristol: Lost by 5 wickets**

WHITE FERNS 219-9

(Katie Perkins 52, Suzie Bates 51, Erin Bermingham 35, Jess Jonassen 3-33, Megan Schutt 3-40)

Australia 220-5 off 48.4 overs

(Ellyse Perry 71, Meg Lanning 48, Alex Blackwell 36\*, Anna Peterson 2-27, Amelia Kerr 2-42)

**4th Group Match, WHITE FERNS v West Indies, Taunton: Won by 8 wickets**

West Indies 150 all out off 43 overs

(Kyshona Knight 41, Leigh Kasperek 3-17, Lea Tahuhi 3-39)

WHITE FERNS 151-2 off 18.2 overs

(Rachel Priest 90, Suzie Bates 40\*)

**5th Group Match, WHITE FERNS v Pakistan, Taunton: Won by 8 wickets**

Pakistan 144 all out off 46.5 overs

(Sana Mir 50, Hannah Rowe 3-22, Amelia Kerr 2-27)

WHITE FERNS 147-2 off 15 overs

(Sophie Devine 93, Amy Satterthwaite 38\*)

**6th Group Match, WHITE FERNS v England, Derby: Lost by 75 runs**

England 284-9

(Natalie Sciver 129, Tammy Beaumont 93, Amelia Kerr 4-51, Leigh Kasperek 2-49)

WHITE FERNS 209 all out off 46.4 overs

(Suzie Bates 44, Katie Perkins 43\*, Amy Satterthwaite 35, Alex Hartley 3-44, Anya Shrubsole 2-19)

**7th Group Match, WHITE FERNS v India, Derby: Lost by 186 runs**

India 265-7

(Mithali Raj 109, Veda Krishnamurthy 70, Harmanpreet Kaur 60, Leigh Kasperek 3-45, Hannah Rowe 2-30)

WHITE FERNS 79 all out off 25.3 overs

(Amy Satterthwaite 26, Rajeshwari Gayakwad 5-15)



## WHITE FERNS Overall Season Statistics

### ONE DAY INTERNATIONALS

BATTING	RUNS	AVE	SR
AE Satterthwaite	1133	94.41	90
SW Bates	777	51.80	83
KJ Martin	513	46.63	85
RH Priest	440	23.15	84
KT Perkins	276	27.60	78
BOWLING	WICKETS	AVE	RPO
HR Huddleston	28	17.64	4.15
LMM Tahuu	27	27.62	4.52
AC Kerr	20	22.65	4.16
AE Satterthwaite	19	24.52	3.73
EM Bermingham	10	35.20	3.99

### TWENTY20 INTERNATIONALS

BATTING	RUNS	MATCHES	AVE	SR
S.W.Bates	87	4	21.75	85
A.E.Satterthwaite	85	4	28.33	104
R.H.Priest	45	4	11.25	81
E.C.Perry	40	4	10.00	90
L.M.M.Tahuu	31	4	15.50	119
BOWLING	WICKETS	MATCHES	AVE	RPO
L.M.M.Tahuu	6	4	10.50	3.93
A.C.Kerr	5	2	6.40	4.57
H.R.Huddleston	5	3	12.00	4.36
M.Peterson	4	3	3.50	4.66







# OR OCIATIONS

## Men's Domestic Points Tables

### MCDONALD'S SUPER SMASH

Competition Winner: Wellington Firebirds	PLAYED	WON	LOST	NO RESULT	ABANDONED	TOTAL POINTS	NET RUN RATE
Central Stags	10	7	2	1	0	30	0.937
Wellington Firebirds	10	5	5	0	0	20	0.114
Canterbury Kings	10	5	5	0	0	20	-0.217
Auckland Aces	10	5	5	0	0	20	-0.227
Knights	10	4	5	1	0	18	-0.043
Otago Volts	10	3	7	0	0	12	-0.417

### FORD TROPHY

Competition Winner: Canterbury	PLAYED	WON	LOST	TIED	NO RESULT	ABANDONED	BONUS POINTS	TOTAL POINTS	NET RUN RATE
Wellington Firebirds	8	5	1	0	1	1	1	25	0.11
Canterbury	8	4	3	0	0	1	1	19	-0.118
Central Stags	8	3	4	0	1	0	2	16	0.823
Northern Districts	8	3	5	0	0	0	3	15	-0.307
Auckland Aces	8	3	4	0	0	1	1	15	0.001
Otago Volts	8	3	4	0	0	1	1	15	-0.448

### PLUNKET SHIELD

Competition Winner: Canterbury	PLAYED	WON	LOST	TIED	NO RESULT	ABANDONED	TOTAL POINTS
Canterbury	10	4	4	2	0	0	105
Northern Districts	10	4	2	4	0	0	103
Auckland Aces	10	3	3	4	0	0	98
Wellington Firebirds	10	2	2	5	0	1	86
Central Stags	10	2	1	6	0	1	79
Otago Volts	10	1	4	5	0	0	60

## Women's Domestic Points Tables

### ONE DAY COMPETITION

Competition Winner: Canterbury Magicians	PLAYED	WON	LOST	TIED	NO RESULT	ABANDONED	BONUS POINTS	TOTAL POINTS	NET RUN RATE
Canterbury Magicians	10	7	2	0	1	0	5	35	0.134
Auckland Hearts	10	6	2	0	1	1	5	33	1.166
Wellington Blaze	10	5	3	0	1	1	2	26	0.193
Otago Sparks	10	4	4	0	1	1	2	22	0.212
Northern Spirit	10	2	7	0	1	0	1	11	-1.297
Central Hinds	10	1	7	0	1	1	1	9	-0.411

### TWENTY20 COMPETITION

Competition Winner: Otago Sparks	PLAYED	WON	LOST	NO RESULT	ABANDONED	TOTAL POINTS	NET RUN RATE
Canterbury Magicians	5	4	0	0	1	18	0.438
Otago Sparks	5	2	2	0	1	10	0.568
Auckland Hearts	5	2	2	1	0	10	0.535
Northern Spirit	5	2	2	1	0	10	0.249
Wellington Blaze	5	1	3	0	1	6	-0.443
Central Hinds	5	1	3	0	1	6	-1.351





## NORTHERN DISTRICTS CRICKET

### NORTHERN DISTRICTS

#### Men's Player of the Year:

Scott Kuggeleijn

#### Women's Player of the Year:

Natalie Dodd

#### McDonald's Super Smash: 5th

Leading run scorer: Dean Brownlie (308)

Leading wicket-taker: Scott Kuggeleijn, Daryl Mitchell (8)

#### Plunket Shield: 2nd

Leading run scorer: Tim Seifert (624)

Leading wicket-taker: Ish Sodhi (40)

#### Ford Trophy: 4th

Leading run scorer: Daryl Mitchell (355)

Leading wicket-taker: Scott Kuggeleijn (12)

#### Women's One Day Competition: 5th

Leading run scorer: Natalie Dodd (349)

Leading wicket-taker: Kate Anderson (12)

#### Women's Twenty20 Competition: 4th

Leading run scorer: Natalie Dodd (203)

Leading wicket-taker: Nensi Patel (5)





## AUCKLAND

### Men's Player of the Year:

Colin Munro

### Women's Player of the Year:

Anna Peterson, Sara McGlashan

### McDonald's Super Smash: 4th

Leading run scorer:  
Glenn Phillips (369)

Leading wicket-taker:  
Tarun Nethula (11)

### Plunket Shield: 3rd

Leading run scorer:  
Colin Munro (685)

Leading wicket-taker:  
Tarun Nethula (43)

### Ford Trophy: 5th

Leading run scorer:  
Sean Solia (466)

Leading wicket-taker:  
Lockie Ferguson, Donovan  
Grobbelaar (9)

### Women's One Day Competition: 2nd

Leading run scorer: Sara  
McGlashan (342)


Leading wicket-taker:  
Maddy Green (12)

### Women's Twenty20 Competition: 3rd

Leading run scorer:  
Katie Perkins (162)

Leading wicket-taker:  
Anna Peterson (6)





Cricket Wellington Inc.

## WELLINGTON

### Men's Player of the Year:

Hamish Bennett

### Women's Player of the Year:

Amelia Kerr

### McDonald's Super Smash: 1st

#### Leading run scorer:

Michael Papps (325)

#### Leading wicket-taker:

Brent Arnel (15)

### Plunket Shield: 4th

#### Leading run scorer:

Michael Papps (676)

Leading wicket-taker: Brent Arnel (30)

### Ford Trophy: 2nd

#### Leading run scorer: Luke

Woodcock (274)

#### Leading wicket-taker: Brent

Arnel, Anurag Verma (16)

### Women's One Day Competition: 3rd

Leading run scorer: Amelia Kerr (310)

#### Leading wicket-taker:

Deanna Doughty (14)

### Women's Twenty20

#### Competition: 5th

#### Leading run scorer:

Sophie Devine (108)

Leading wicket-taker: Amelia Kerr (5)







## CENTRAL DISTRICTS

---

### Men's Player of the Year:

George Worker

---

### Women's Player of the Year:

Jess Watkins

---

### McDonald's Super Smash: 2nd

Leading run scorer: Mahela Jayawardene (367)

Leading wicket-taker: Seth Rance (15)

---

### Plunket Shield: 5th

Leading run scorer: Will Young (591)

Leading wicket-taker: Ajaz Patel (44)

---

### Ford Trophy: 3rd

Leading run scorer:  
George Worker (659)

Leading wicket-taker:  
George Worker (12)

---

### Women's One Day Competition: 6th

Leading run scorer:  
Hannah Rowe (200)

Leading wicket-taker: Jess Watkin (15)

---

### Women's Twenty20 Competition: 6th

Leading run scorer: Kelly Rangī (87)

Leading wicket-taker:  
Michelle McKay (6)







## CANTERBURY

### Men's Player of the Year:

Todd Astle

### Women's Player of the Year:

Frances Mackay

### McDonald's Super Smash: 3rd

Leading run scorer:  
Henry Nicholls (336)

Leading wicket-taker:  
Todd Astle (13)

### Plunket Shield: 1st

Leading run scorer:  
Andrew Ellis (652)

Leading wicket-taker:  
Todd Astle (31)

### Ford Trophy: 1st

Leading run scorer:  
Henry Nicholls (381)

Leading wicket-taker:  
Tim Johnston (14)

### Women's One Day Competition: 1st

Leading run scorer:  
Frances Mackay (351)

Leading wicket-taker: Amy  
Satterthwaite, Kate Ebrahim (16)

### Women's Twenty20 Competition: 2nd

Leading run scorer:  
Frances Mackay (223)

Leading wicket-taker: Frances  
Mackay, Jacinta Savage (6)





## OTAGO

---

### Men's Player of the Year:

Anaru Kitchen

---

### Women's Player of the Year:

Katey Martin

---

### McDonald's Super Smash: 6th

Leading run scorer:  
Hamish Rutherford (306)

Leading wicket-taker:  
Neil Wagner (9)

---

### Plunket Shield: 6th

Leading run scorer: Brad Wilson (730)

Leading wicket-taker: Michael Rae (24)

---

### Ford Trophy: 6th

Leading run scorer:  
Anaru Kitchen (291)

Leading wicket-taker:  
Jimmy Neesham (10)

---

### Women's One Day Competition: 4th

Leading run scorer:  
Katey Martin (436)

Leading wicket-taker:  
Leigh Kasperek (14)

---

### Women's Twenty20 Competition: 1st

Leading run scorer:  
Suzie Bates (161)

Leading wicket-taker:  
Leigh Kasperek (8)





# OUR PARTNERS



# HEART KIDS

New Zealand Cricket and Heart Kids continued their strong relationship this season, extending the partnership for a further two years.

Heart Kids is dedicated to providing lifelong care and support to those affected by childhood heart defects – the only such organisation in New Zealand.

This year, the BLACKCAPS hosted two training sessions for Heart Kids families at Hagley Oval, tied in with a BBQ and 'meet and greet'.

Matt Henry and Martin Gupthill participated in the Heart Stopper Challenge live on Breakfast TV,

along with Australian Coach Darren Lehmann to raise money and awareness.

Throughout the Summer, the BLACKCAPS once again used Heart Kids as flag bearers for their ANZ International Series matches, which allows the kids to interact with the players and get on the park just prior to the start of each match.

NZC remains committed to continuing to work with Heart Kids and pushing such an important cause in New Zealand society.





## NZC Partners and Suppliers

---

### 2DEGREES

Official Telecommunications Supplier

---

### CANTERBURY OF NEW ZEALAND

Official Team Clothing Supplier – International

---

### ACCOR

Preferred Accommodation Supplier

---

### CARNEGIE SPORTS MARKETING

Ground Signage Supplier

---

### AIR NEW ZEALAND

Preferred Supplier of Air Travel Services

---

### COCA-COLA AMATIL

Official Drinks Partner to New Zealand Cricket

---

### ANZ

Major Sponsor of the ANZ International Series, Official Bank of NZC

---

### FORD NEW ZEALAND

Team Sponsor of the BLACKCAPS, Major Sponsor of the Ford Trophy, Official Vehicle Supplier

---

### BLK

Official Team Clothing Supplier – Domestic

---

### GJ GARDNER HOMES

Official Umpire Partner, BLACKCAPS Business Club Member

---

### BLUE BUBBLE TAXIS

BLACKCAPS Business Club Member

---

### HEART KIDS

Official Charity Partner

---

### CALTEX

Official Fuel Supplier

---

### KENNARDS HIRE

BLACKCAPS Business Club Member

---

### LES MILLS

Official gym to the BLACKCAPS

---

### SKY TELEVISION

Official Broadcast Partner

---

## MCDONALD'S

Major Partner of the Men's Domestic Twenty20 Competition (McDonald's Super Smash)

---

## SPORT NEW ZEALAND

Sports Development and High-Performance Partner

---

## MITRE 10

BLACKCAPS Business Club Member

---

## TAB

Sports Betting Partner

---

## NEW ZEALAND COMMUNITY TRUST

Funding Partner

---

## TECHFRONT

LED Signage Supplier

---

## PHOTOSPORT

Photography Partner

---

## TICKETEK

Ticketing Partner

---

## PITCH INTERNATIONAL

International Broadcast Partner

---

## TUI (DB BREWERIES LIMITED)

Category Partner, Official Beer of NZC

---

## RADIO SPORT (NZME)

Radio Broadcast Partner

---

## VELOCITY BRAND MANAGEMENT

NZ Management of the NZC Licensing Programme

---

## RESENE

BLACKCAPS Business Club Member





# OUR FINANCIALS

## A Matter of Finance

For year ended 31 July 2017, NZC had budgeted for a loss of (\$5.7m), reflecting the increase in the number of inbound tours and match days from the prior year. The final 31 July 2017 NZC operating result was significantly down on budget, being an operating loss of (\$9.3m). This was largely due to the impact of the overhaul to the ICC funding model for the period from 2016 to 2023. NZC will receive US\$128m over the eight year period under the revised model, however this is weighted towards years 4 to 8, resulting in a \$2m shortfall in the 2017 financial year compared to budget. The impact of the ICC funding will continue to be felt in the 2018 financial year.

The ICC member distribution was (\$3.5m) down compared to the prior year, and was the key driver for the revenue shortfall of (\$3.8m).

The certainty around future ICC member distributions has allowed the continued investment in the four foundation projects (One Cricket, Women and Cricket, Growing the Game and High Performance Alignment) and the continued funding and support of the Major Associations. There has been a focus on discretionary spend across the year and this will continue into the 2018 financial year, to partly offset the forecast higher operational costs to deliver the increase in content.

With ICC member distributions and the international media rights being received in US dollars, NZC continues to face the same challenges shared by other NZ

exporters. NZC's treasury policy and use of forward cover, has effectively managed the FX impact over the year, however a strong NZD at 31 July 2017 has muted the positive impact with US dollars and Australian dollars on hand at this date.

While the NZC result shows an operating loss of (\$9.3m), the final result after adjusting for the valuation of our foreign currency hedging held at 31 July 2017, shows a retained loss of (\$6.6m) for NZC. The value of the foreign currency hedging at 31 July 2017 is an asset of \$5.1m. The foreign exchange hedging valuation adjustment is non-cash and an unrealised transaction, representing the notional value of exchange contracts for future years compared to the USD rate as at 31 July 2017. The notional valuation method is consistent with prior years and uses the ANZ Bank's mark to market valuation methodology. Over half the forward cover at 31 July 2017 will be used in the 2018 financial year and represents an asset at 31 July 2017 as the forward cover held is at rates significantly below the spot rate at 31 July 2017 (USD 75c).

NZC is an Incorporated Society and under the current Act is not required to prepare financial statements that comply with generally accepted accounting practice (GAAP). NZC has continued to prepare its financial statements on a basis consistent with prior years, with no changes in accounting policy, and are therefore special purpose financial statements.



A photograph of two female cricketers running on a field during a match. The player in the foreground is wearing a white jersey with 'NZ' and 'ICC' logos, black shorts with a 'lotto' logo, and white sneakers. She is smiling and looking towards the left. Another player is visible behind her, also running. The background shows a blurred stadium setting.

**THE CERTAINTY  
AROUND FUTURE  
ICC MEMBER  
DISTRIBUTIONS  
HAS ALLOWED  
THE CONTINUED  
INVESTMENT IN THE  
FOUR FOUNDATION  
PROJECTS (ONE  
CRICKET, WOMEN  
AND CRICKET,  
GROWING THE  
GAME AND HIGH  
PERFORMANCE  
ALIGNMENT).**



**NEW ZEALAND CRICKET INC.  
STATEMENT OF COMPREHENSIVE INCOME  
FOR THE YEAR ENDED 31 JULY 2017**

	<b>2017 \$</b>	<b>2016 \$</b>
Operating Revenue	48,102,464	52,199,555
Other Income	606,666	342,493
<b>Total Revenue and Other Income</b>	<b>48,709,130</b>	<b>52,542,048</b>
Expenditure:		
Commission	27,478	33,255
Contractors and Service Providers	3,093,716	2,425,076
Depreciation and Amortisation	914,081	913,017
Financing	25,379	10,081
Grants, Levies and Royalties	101,500	202,191
Marketing and Promotion	3,082,228	3,207,796
Match and Tour Expenses	5,013,979	4,520,420
Other	6,084,997	6,014,589
Player Pool	8,168,464	7,553,819
Team Preparation and Player Support	253,938	129,254
Travel	6,833,727	6,142,210
Remuneration	8,157,612	7,975,735
<b>Total Expenditure</b>	<b>41,757,099</b>	<b>39,127,443</b>
<b>Net Operating Profit before Distributions and Foreign Exchange</b>	<b>6,952,031</b>	<b>13,414,605</b>
Less Association Grants and Domestic Player Payments		
General and Other Grants	10,854,232	10,686,398
Domestic Player Payments	5,405,578	4,884,772
	16,259,810	15,571,170
<b>Net Profit (Loss) for the Year before Foreign Exchange</b>	<b>(9,307,779)</b>	<b>(2,156,565)</b>
Foreign Exchange Valuation Adjustment Gain	2,722,598	6,540,247
<b>Total Comprehensive Income (Loss) for the Year</b>	<b>(6,585,181)</b>	<b>4,383,682</b>

*The accompanying notes form part of these financial statements.*

## NEW ZEALAND CRICKET INC. STATEMENT OF FINANCIAL POSITION AS AT 31 JULY 2017


	2017 \$	2016 \$
<b>Current Assets</b>		
Cash and Cash Equivalents	25,463,404	33,216,552
Trade and Other Receivables	5,064,990	2,747,667
Prepayments	994,883	1,308,630
Inventories	699,126	1,026,777
Loan Receivable	8,775	35,100
Derivative Financial Instruments	2,648,263	603,648
<b>Total Current Assets</b>	<b>34,879,441</b>	<b>38,938,374</b>
<b>Non Current Assets</b>		
Loan Receivable	-	8,775
Property, Plant and Equipment	1,581,500	1,268,775
Intangible Assets	602,285	992,398
Derivative Financial Instruments	2,438,477	2,015,272
<b>Total Non Current Assets</b>	<b>4,622,262</b>	<b>4,285,220</b>
<b>Total Assets</b>	<b>39,501,703</b>	<b>43,223,594</b>
<b>Current Liabilities</b>		
Trade and Other Payables	3,175,857	2,188,700
Employee Entitlements	729,928	750,109
Income in Advance	9,552,867	7,401,775
Derivative Financial Instruments	-	254,778
<b>Total Current Liabilities</b>	<b>13,458,652</b>	<b>10,595,362</b>
<b>Total Liabilities</b>	<b>13,458,652</b>	<b>10,595,362</b>
<b>Net Assets</b>	<b>26,043,051</b>	<b>32,628,232</b>
<b>Equity</b>	<b>26,043,051</b>	<b>32,628,232</b>

For and on behalf of New Zealand Cricket Inc. who authorised the Summary Financial Statements for issue on 13th October 2017:

**Greg Barclay**  
Chairman



**David White**  
CEO



The accompanying notes form part of these financial statements.

**NEW ZEALAND CRICKET INC.  
STATEMENT OF CHANGES IN EQUITY  
FOR THE YEAR ENDED 31 JULY 2017**

	<b>RETAINED EARNINGS</b> \$	<b>TOTAL</b> \$
<b>Balance at 31 July 2015</b>	<b>28,244,550</b>	<b>28,244,550</b>
Net Profit (Loss) for the Year	4,383,682	4,383,682
Total Comprehensive Income (Loss) for the Year	4,383,682	4,383,682
<b>Balance at 31 July 2016</b>	<b>32,628,232</b>	<b>32,628,232</b>
Net Profit (Loss) for the Year	(6,585,181)	(6,585,181)
Total Comprehensive Income (Loss) for the Year	(6,585,181)	(6,585,181)
<b>Balance at 31 July 2017</b>	<b>26,043,051</b>	<b>26,043,051</b>

*The accompanying notes form part of these financial statements.*

## NEW ZEALAND CRICKET INC. STATEMENT OF CASH FLOWS FOR THE YEAR ENDED 31 JULY 2017

	2017 \$	2016 \$
<b>Cash Flows from Operating Activities</b>		
<b>Cash was provided from:</b>		
Receipts from Sponsorship, Grants and Other Activities	47,729,794	80,184,035
Interest Received	206,439	306,884
Exchange Gains	394,531	297,862
	48,330,764	80,788,781
<b>Cash was applied to:</b>		
Payments to Suppliers and Employees	(39,259,643)	(43,099,970)
Grants to Associations and Payments to Domestic Players	(16,234,811)	(15,476,134)
	(55,494,454)	(58,576,104)
<b>Net Cash Inflow (Outflow) from Operating Activities</b>	<b>(7,163,690)</b>	<b>22,212,677</b>
<b>Cash Flows from Investing Activities</b>		
<b>Cash was provided from:</b>		
Loan Repayments - Investing	35,100	35,100
Fixed Asset Proceeds	1,444	12,739
	36,544	47,839
<b>Cash was applied to:</b>		
Purchase of Property, Plant and Equipment	(838,136)	(729,361)
<b>Net Cash Outflow from Investing Activities</b>	<b>(801,592)</b>	<b>(681,522)</b>
<b>Net Increase (Decrease) in Cash and Cash Equivalents</b>	<b>(7,965,282)</b>	<b>21,531,155</b>
Add Opening Cash Brought Forward	33,216,552	11,640,767
Effect of Exchange Rate Fluctuations	212,134	44,630
<b>Ending Cash Carried Forward</b>	<b>25,463,404</b>	<b>33,216,552</b>
<b>Cash Balances in Balance Sheet</b>		
Cash at Bank	13,137,757	6,640,269
Short Term Deposits	12,325,647	26,576,283
<b>Ending Cash Carried Forward</b>	<b>25,463,404</b>	<b>33,216,552</b>

The accompanying notes form part of these financial statements.



## NEW ZEALAND CRICKET INC. NOTES TO THE FINANCIAL STATEMENTS FOR THE YEAR ENDED 31 JULY 2017

### Basis of Preparation

New Zealand Cricket Inc. is responsible for the promotion and administration of cricket in New Zealand and is domiciled in New Zealand. Age Group Tournaments, Domestic Cricket and Coaching and Development programmes are co-ordinated through Major Associations, who also assist with the hosting arrangements of International Teams. The Major Associations do not directly form part of the operations of New Zealand Cricket Inc. New Zealand Cricket Inc. operates the High Performance Centre at Lincoln University and has a community cricket and shared services office in Auckland. They manage New Zealand Cricket teams touring within New Zealand and offshore and relationships with other countries, media organisations and sponsors.

These summary financial statements are in respect of New Zealand Cricket Inc.'s full financial statements and have been extracted from the New Zealand Cricket Inc. 31 July 2017 Annual Report which was issued by the Board of New Zealand Cricket Inc. on 13 October 2017. The Annual Report received an unqualified audit opinion dated 13 October 2017. The summary financial statements were issued by the Board of New Zealand Cricket Inc. on 13 October 2017, and an unqualified audit opinion dated 13 October 2017 has been received. The summary financial statements are presented in New Zealand Dollars, rounded to the nearest dollar.

The financial statements have been prepared using the going concern assumption. Whilst a net deficit has been reported in the current year, the 5 year outlook is positive, partly due to the confirmed increased funding from the ICC over the rights cycle to 2023. New Zealand Cricket Inc. has sufficient reserves to meet its obligations, as and when they fall due.

The summary financial statements do not include all disclosures provided in the full financial statements and cannot provide as complete an understanding as the full Annual Report which is available on request from New Zealand Cricket Inc., PO Box 8353, Symonds Street, Auckland, 1150, or from the New Zealand Cricket Inc. website [www.nzc.nz](http://www.nzc.nz).

New Zealand Cricket Inc. has no obligation to prepare general purpose financial statements that comply with Generally Accepted Accounting Practice in New Zealand ("NZGAAP"). The full set of financial statements included in the Annual Report are special purpose financial statements prepared in accordance with New Zealand Cricket Inc. Accounting Policies. The financial statements have been prepared on a historical cost basis, except for derivative financial instruments which have been measured at fair value. Accounting Policies are selected to ensure that financial information is relevant and reliable, thereby ensuring that the substance of the underlying transactions or other events are accurately reflected.

### Changes in Accounting Policies

There have been no changes in accounting policies. Policies have been applied on bases as consistent as possible with those used in previous years.

### Other Notes

Details relating to transactions with related parties (predominantly Major Associations and District Associations) are fully disclosed in Note 20 of the full financial statements.

### Subsequent Events to Balance Date

There were no subsequent events which occurred after balance date, requiring disclosure in the financial statements (2016: Nil).



Chartered Accountants

## **Report of the Independent Auditor on the Summary Financial Statements To the Board of New Zealand Cricket, Inc.**

### **Opinion**

The summary financial statements, which comprise the summary statement of financial position as at 31 July 2017, the summary statement of comprehensive income, summary statement of changes in equity and summary statement of cash flows for the year then ended, and related notes, are derived from the audited special purpose financial statements of New Zealand Cricket, Inc. (the Entity) for the year ended 31 July 2017.

In our opinion, the accompanying summary financial statements are consistent, in all material respects, with the audited special purpose financial statements, in accordance with New Zealand Cricket, Inc.'s summary of accounting policies.

### **Summary Financial Statements**

The summary financial statements do not contain all the disclosures set out in New Zealand Cricket, Inc.'s full special purpose financial statements. Reading the summary financial statements and the auditor's report thereon, therefore, is not a substitute for reading the audited special purpose financial statements and the auditor's report thereon.

### **The Audited Financial Report and Our Report Thereon**

We expressed an unmodified audit opinion on the audited special purpose financial statements in our report dated 13 October 2017.

### **Emphasis of Matter - Basis of Accounting and Restriction on Distribution and Reliance**

Our auditor's report on the Entity's audited special purpose financial statements for the year ended 31 July 2017 draws attention to Note 2 of the special purpose financial statements which describes the basis of accounting. The special purpose financial statements are prepared to assist the Entity to meet the member reporting requirements. As a result the audited special purpose financial statements may not be suitable for another purpose. Accordingly, we draw attention to page 88 of the annual report, which reproduces Note 2 to the audited special purpose financial statements and describes the purpose of the audited special purpose financial statements. As a result, the summary financial statements may not be suitable for another purpose. Our report is intended solely for the Entity and its members and should not be used by parties other than the Entity and its members. Our opinion is not modified in respect of this matter.

### **Responsibility of those charged with governance for the Summary Financial Statements**

Those charged with governance of the Entity are responsible for the preparation of the summary financial statements in accordance with New Zealand Cricket, Inc.'s summary of accounting policies.

### **Auditor's Responsibility**

Our responsibility is to express an opinion on whether the summary financial statements are consistent, in all material respects, with the audited special purpose financial statements based on our procedures, which were conducted in accordance with International Standards on Auditing (New Zealand) 810 *Engagements to Report on Summary Financial Statements*.

Auckland  
13 October 2017

## Board Meeting Attendance (as of July 2017)



**Geoff Allott: 6**



**Greg Barclay: 8**



**Neil Craig: 8**



**Ingrid Cronin-Knight: 5\***



**Liz Dawson: 7**



**Sir Richard Hadlee: 7**



**Stuart Heal: 3\*\***



**Don Mackinnon: 7**



**Martin Snedden: 8**

\*Joined Board November 2016

\*\*Stood down from Board November 2016

---

**“FOR THE SECOND CONSECUTIVE YEAR SINCE THE WORLD CUP, PARTICIPATION NUMBERS HAVE INCREASED ACROSS THE BOARD, AND PEOPLE ARE NOW PLAYING MORE “MODIFIED” THAN TRADITIONAL VERSIONS OF CRICKET.”**

**GREG BARCLAY  
CHAIRMAN**



A photograph of two young children pushing a white cart. The child on the left is wearing a dark baseball cap with a logo and a dark shirt. The child on the right is smiling and wearing a light-colored striped shirt. The entire image is covered with a semi-transparent teal overlay. The text "PUSH ON" is written in large, white, bold, sans-serif capital letters across the center of the image.

**PUSH  
ON**



**NZC**

Level 4  
8 Nugent Street  
Grafton, Auckland  
+64 9 393 9700

Bert Sutcliffe Pavilion  
South Drive  
Lincoln  
+64 3 366 2964

[nzc.nz](http://nzc.nz)

